





Teaming with wildlife activities

Activity finder game

	<p>Sniff</p> <p>What can you smell on the islands?</p>	<p>Listen</p> <p>Find a quiet spot, close your eyes. What noises can you hear?</p>	
<p>Stroll</p> <p>Go for a walk, can you find something you've never seen before?</p>			<p>Stare</p> <p>Find a spot in amongst the trees and look up. What do you see?</p>
<p>Spot</p> <p>How many pests can you name?</p>	<p>Peek</p> <p>Check your belongings for any unwanted visitors and help keep the islands pest free</p>	<p>Seek</p> <p>What shapes and patterns can you find in nature?</p>	<p>Touch</p> <p>Find a leaf, what does it feel like?</p>
			



1. Print out and, with a grown ups help, cut around activity finder.
2. Fold in half and half again.
3. Open out, turn over so top is blank and fold each corner into the middle.
4. Turn over and repeat.
5. Turn over so you can see the pictures.
6. Slide your thumb and your finger behind two of the pictures and press together so they bend round and touch.
7. Turn over and repeat with the thumb and finger of the other hand for the other two pictures.
8. All the pictures should now be at the front with centres touching and you are ready to use your activity finder!